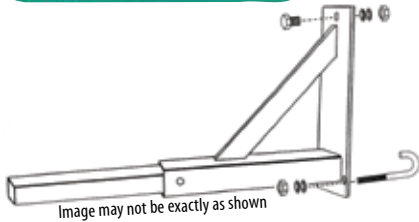




# CAMPER TIE-DOWNS

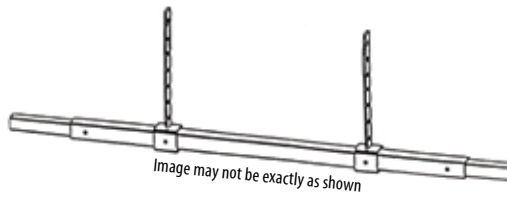
## Quality Products... for the RV Industry

# Billis RVE



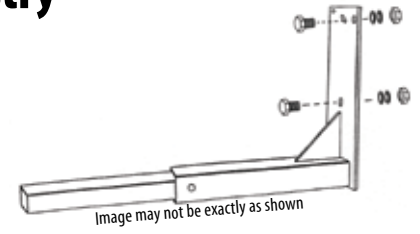
### Front Split Mount Tie Down

- Designed to fit specific makes and models of full size domestic vehicles
- Short installation time



### Belly Bar Tie Down

- Designed to fit vehicles where a split mount tie down is not available or unsuitable
- Short installation time



### Rear Split Mount Tie Down

- Designed to fit specific makes and models of full size domestic vehicles
- Short installation time

## Front Mount Tie Down Systems

## Rear Mount Tie Down Systems

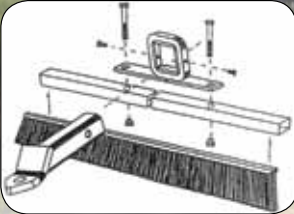
Year	Part No.	Description	OEM Hitch Mount Split	Aftermarket Hitch Mount Split	Split Frame Mount Split	Receiver Mount All Hitch Full Width	Bolt Together Hitch Split
<b>CHEVROLET / GMC</b>							
1979 - 2009	3001 (15)	Belly Bar. Fits downsize vehicles w/box or channel frames. Doubles as rear tie down on most models.	-	-	-	3000 (6)	3040 (7)
1979 - 1987	3014 (15)	Belly Bar. Fits all full size models. May also be used as a rear tie down on most models.	3033 (1)	3033 (1)	3011 (2)	3000 (6)	3040 (7)
1988 - 1998	3015 (11)	Split. Fits full size extra cab short box. Also fits 1999 carryover models.	3033 (1)	3033 (1)	3011 (2)	3000 (6)	3040 (7)
1988 - 1998	3010 (11)	Split. Fits full size req cab long/short box - ext. cab long box. Also fits 1999 carryover models.	3033 (1)	3033 (1)	3011 (2)	3000 (6)	3040 (7)
1999 - 2006	3004 (10) (11)	Split. Fits all 1500 to 3500 Chevrolet and GMC trucks.	3041 (12) 3041A (13)	3041 (12) 3041A (13)	-	-	-
2007 - 2009	3003 (11) (14)	Fits all new 2500 and 3500 regular cab, extended cab, and crew cab Chevrolet and GMC trucks.	3041 (12) 3041A (13)	-	-	3000 (6) 3000 (6)	-
2008 - 2009	3042A (11) (14)	Fits full size 1500 Chevrolet and GMC Crew Cab Long and Short Box vehicles.	3041 (12)	-	-	3000 (6)	-
2008 - 2009	3042 (11)	Fits full size 1500 Chevrolet and GMC Long and Short Box Regular and Extended Cab vehicles.	3041 (12)	-	-	3000 (6)	-
<b>DODGE</b>							
1975 - 2009	3001 (15)	Belly Bar. Fits downsize vehicles w/box or channel frames. Doubles as rear tie down on most models.	-	-	-	3000 (6)	3040 (7)
1975 - 1993	3014 (15)	Belly Bar. Fits all full size models. May also be used as a rear tie down on most models.	3033 (1)	3033 (1)	3012 (2)	3000 (6)	3040 (7)
1993 - 2003	3009 (11)	Split. Fits Dakota reg / extra cab. Tie down will not fit 4 door models. (Use 3001 full-width tie down)	-	-	-	3000 (6)	3040 (7)
1994 - 2002	3007 (14)	Split. Fits all 1500 to 3500 Dodge trucks.	3033 (1)	3033 (1)	3012 (2)	3000 (6)	3040 (7)
2003 - 2009	3018 (11)	Split. Fits 1/2 ton standard and quad cab long and short box, 2 and 4WD vehicles.	-	-	3043	3000 (6)	3040 (7)
2003 - 2009	3044 (11)	Split. Fits 3/4 ton and 1 ton quad/mega cab short box 2 and 4WD vehicles.	-	-	3043	3000 (6)	3040 (7)
2008 - 2009	3039 (11)	Split. Fits 3/4 ton, 1 ton standard cab long, quad/mega cab long, standard cab short 2 & 4WD	-	-	3043	3000 (6)	3040 (7)
<b>FORD</b>							
1980 - 2009	3001 (15)	Belly Bar. Fits downsize vehicles w/box or channel frames. Doubles as rear tie down on most models.	-	-	-	3000 (6)	3040 (7)
1980 - 1993	3014 (15)	Belly bar. Fits all full size models. May also be used as a rear tie down on most models.	3033 (1)	3033 (1)	-	3000 (6)	3040 (7)
1993 - 1996	3005 (11)	Split. Fits F150-350 reg and super cab long and short box with regular duty frame. Also fits 97 and 98 F250 and 350 heavy duty frame.	3033 (1)	3033 (1)	3013 (2)	3000 (6)	3040 (7)
1997 - 2003	3029 (8) (11)	Split. Fits F150 and 250 reg cab and super cab short box with LIGHT DUTY FRAMES.	3017 (5)	3033 (1)	3031 (2)	3000 (6)	3040 (7)
1997 - 2003	3030 (11)	Split. Fits F150 and 250 reg cab and super cab long box with light duty frames.	3017 (5)	3033 (1)	3031 (2)	3000 (6)	3040 (7)
1999 - 2007	3035 (11)	Split. Fits all F250 and 350 super duty Ford trucks.	3032 (4)	3033 (1)	-	3000 (6)	3040 (7)
2004 - 2009	3034 (9) (11)	Split. Fits F150 4x2 regular cab long box; 4x4 super cab long & short box; Ranger 2 & 4WD	-	3033 (1)	-	3000 (6)	3040 (7)
2008 - 2009	3002 (11)	Split. Fits '08 F250 & F350 Super Duty reg cab long / short box; crew cab long / short box Ford	3032 (4)	3033 (1)	3013 (2)	3000 (6)	3040 (7)
<b>OTHER</b>							
1987 - 1998	3016 (11)	Split. Fits Nissan king cab. 20.9 lbs.	-	-	-	-	-
1988 - 1997	3016 (11)	Split. Fits Mazda cab; Nissan king cab; Toyota extra cab; Toyota T100 & Tacoma extra cab 4x2 & 4x4	-	-	-	3000 (6)	3040 (7)
1993 - 1997	3008 (11)	Split. Fits Mazda cab plus Ford Ranger 2 and 4WD (extended cab only). 20.9 lbs.	-	-	-	3000 (6)	3040 (7)
2000 - 2006	3019 (11)	Split. Fits Toyota Tundra extra cab long box 4x4. 19.9 lbs.	-	-	-	-	-

#### Notes:

- (1) Fits most class 3 to 5 hitch receivers with 2.5 to 3" straight, square main spars.
- (2) For use on vehicles where no hitch receiver has been installed.
- (3) Will not fit F150 quad cab vehicles.
- (4) For use on F230 and 350 super duty vehicles only.
- (5) Will not fit F250 or 350 vehicles.
- (6) Fits all hitches with 2" receiver tube. Comes equipped with auxiliary receiver tube which allows the pulling of trailers up to a maximum weight of 2000 lbs. G.V.W. and/or maximum tongue weight of 200 lbs.
- (7) Fits most after-market bolt together hitches.

- (8) Will not fit F150 quad cab short box.
- (9) Weld on application only. Will not fit flare side vehicles; 4x4 super crew cab 65" box.
- (10) Will not fit 1500 models with 68" box.
- (11) Some makes of running boards may have to be removed or modified for this tie down to function properly.
- (12) For 10,000 # hitch receiver.
- (13) For class V hitch receiver.
- (14) On some models rear door operation may be impeded.
- (15) Belly Bar full width.

For updated Fit List visit: [www.billisrve.com](http://www.billisrve.com) • [www.customtruckpartsinc.com](http://www.customtruckpartsinc.com)



## Rear Skirt Mounting Bar

- Makes the installation of the rear skirt a snap on any tow vehicle
- Two options allow you (1) to mount your skirt directly to the tow vehicle; or (2) to mount the bar over the vehicle's ball mount
- Installs and comes off in seconds.
- Powder coated black for a long lasting finish
- Mounting hardware and instructions included
- Dirt skirt and ball mount not included

Description	Part No.
Billis RVE Dirt Skirt Mount Bar	4001



## Shureshots

- Designed for use with landing gear of fifth wheel travel trailers which are equipped with 2 1/4" square landing gear tube using 3/8" manual pins
- Made from virgin grade 35% glass filled nylon material
- Extremely durable • Highly resistant to UV exposure
- Installation time is usually 15 to 20 minutes for pair

Description	Part No.
Shureshots	2011

## Assist Arm Handles

- Handle portion is made from aircraft quality aluminum
- Base is 33% glass filled nylon
- Strong and light weight
- Mounting position is either left or right hand
- Folds against the side of the coach for travelling
- Screw holes are on outside of anchors for a more secure hold
- Pre-assembled for quick hassle free installation
- All mounting hardware & instructions included
- Powder coated RV white, or anodized finish available
- All weather use. Will not crack, fade or rust
- Optional closed cell neoprene hand hold

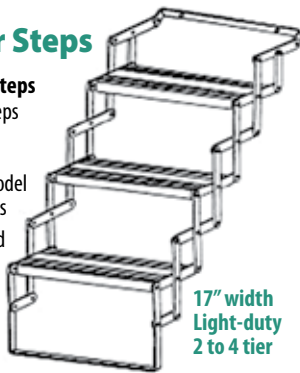


Description	Part No.
Anodized aluminum, W/O neoprene grip	6023
Powder coated white, W/O neoprene grip	6024
Anodized aluminum, C/W neoprene grip	6025
Powder coated white, C/W neoprene grip	6026

## Camper Steps

### 3000 Series Steps

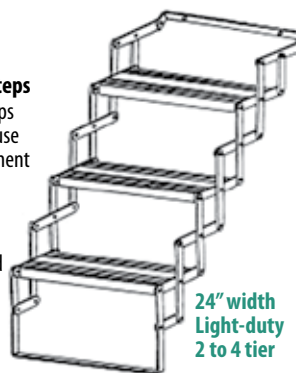
- Light duty steps designed for use on non basement model truck campers
- Manufactured from aircraft quality aluminum components
- Bolt together construction permits the owner to keep the step tight allowing for ease of repair in the event of damage
- Features a locking system which prevents the step from being dislodged when in use
- Step tread has a permanent, built-in non-skid surface feature which makes the step safer to use in wet weather
- All mounting hardware is included



Description	Part No.
<b>3000 Series</b>	
3 Tier Light Duty Camper Steps	3022
4 Tier Light Duty Camper Steps	3023
5 Tier Light Duty Camper Steps	3024

### 4000 Series Steps

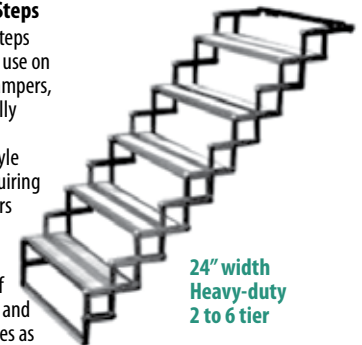
- Light duty steps designed for use on non-basement model truck campers
- Each step is manufactured from aircraft quality aluminum components
- Bolt together construction permits the owner to keep the step tight allowing for ease of repair in the event of damage
- Features a locking system which prevents the step from being dislodged when in use
- Each step tread has a permanent, built-in non-skid surface feature which makes the step safer to use in wet weather
- All mounting hardware is included



Description	Part No.
<b>4000 Series</b>	
3 Tier Light Duty Camper Steps	4022
4 Tier Light Duty Camper Steps	4023
5 Tier Light Duty Camper Steps	4024

### 5000 Series Steps

- Heavy duty steps designed for use on all sizes of campers, but specifically designed for basement style campers requiring five or six tiers of extension
- Share the same style of construction and safety features as the 3000 & 4000 series steps except that they have double parallels for added strength and durability



Description	Part No.
<b>5000 Series</b>	
3 Tier Heavy Duty Camper Steps	5022
4 Tier Heavy Duty Camper Steps	5023
5 Tier Heavy Duty Camper Steps	5024