




TRUCK STORAGE EQUIPMENT

ALUMINUM SADDLE BOXES



Model 117-0-01
Measures: 71-1/2"Wx27-1/4"Dx18-1/2"H



Model 127-5-01
Measures: 71-1/2"Wx19-3/4"Dx18-1/2"H

LOW-PROFILE SADDLE BOX



Model 121-0-01
Measures: 71-1/2"Wx19-7/8"Dx15"H

ALUMINUM LO-SIDE BOX



Model 174-0-01
Measures: 56-1/4"Wx16-1/2"Dx13-1/4"H

Type	ARMOR TUF® Color	Storage Cap.	Ship Wt.	Part #
Aluminum Saddle Box	Clear Coat	15.3 Cu. Ft.	101 lbs.	117-0-01
Aluminum Saddle Box	Black	11.3 Cu. Ft.	84 lbs.	127-5-01
Low-Profile Aluminum Saddle Box	Clear Coat	8.8 Cu. Ft.	80 lbs.	121-0-01
Aluminum Lo-Side Box	Clear Coat	4.1 Cu. Ft.	53 lbs.	174-0-01

Most models are available in black and clear coat.

Additional models available.

STEEL SADDLE BOX



Model 116-3-01
Measures: 71-1/2"Wx27-1/4"Dx18-1/2"H

ALUMINUM CROSS BOX



Model 114-0-01
Measures: 71-1/2"Wx27-1/4"Dx18-1/2"H

STEEL HI-SIDE BOX



Model 372-0-01
Measures: 72-1/4"Wx13-1/4"Dx16"H

STEEL SUPER-SIDE BOX



Model 291-3-01
Measures: 90-1/4"Wx15-1/4"Dx18"H


Type	ARMOR TUF® Color	Storage Cap.	Ship Wt.	Part #
Steel Saddle Box	White	15.3 Cu. Ft.	157 lbs.	116-3-01
Aluminum Cross Box	Clear Coat	15.3 Cu. Ft.	92 lbs.	114-0-01
Aluminum Hi-Side Box	Clear Coat	8.9 Cu. Ft.	64 lbs.	372-0-01
Steel SUPER-Side Box	White	14 Cu. Ft.	145 lbs.	291-3-01

Most models are available in black and clear coat.

Additional models available.

STEEL TRANSFER TANKS and ALUMINUM TANK COVERS

Model 354-3-01



Measures: 52"Wx30"Dx26"H

L-shaped Transfer Tank for full-size pickups. May be used in combination with some Cross and Saddle Boxes.
Measures: 52"Wx30"Dx26"H

WARNING!

Transfer Tanks must not be connected to a vehicle's fuel system as an auxiliary fuel tank.
Transfer Tanks may not meet certain governmental or state regulations and are not intended for use in fueling aircraft.
Transfer Tank and pump must be grounded to prevent static charge buildup.
Transfer Tanks are not designed to transport flammables, such as gasoline.

Designed to transport diesel fuel only.



Model 359-0-01
Measures: 53-1/8"Wx12"Dx17-3/4"H



Model 361-0-01
Measures: 46-1/2"Wx25"Dx22-1/2"H

Want your Transfer Tank to look like your Aluminum boxes? Available covers to fit all WEATHER GUARD® Transfer Tanks



Model 358-3-01
Measures: 45-1/4"Wx24"Dx23"H

Type	ARMOR TUF® Color	Storage Cap.	Ship Wt.	Part #
Steel Transfer Tank - Full size pickups	L-Shape White	90 Gallon	185 lbs.	354-3-01
Steel Transfer Tank - Full size pickups	Square-Shape White	100 Gallon	152 lbs.	358-3-01
Aluminum Cover - Fits 354-3-01	Clear Coat	NA	21 lbs.	359-0-01
Aluminum Cover - Fits 358-3-01	Clear Coat	NA	36 lbs.	361-0-01

Additional styles available.

www.weatherguard.com • www.customtruckpartsinc.com



TRUCK STORAGE EQUIPMENT

STEEL UNDERBED BOX



Model 536-5-01
Measures: 36-1/2"Wx18-1/4"Dx18-1/8"H

ALUMINUM UNDERBED BOXES



Model 636
Measures: 36-5/8"Wx18"Dx18"H

ALUMINUM ALL-PURPOSE CHEST



Model 372-5-01
Measures: 46-1/4"Wx17"Dx19-1/4"H

Type	ARMOR TUF® Color	Storage Cap.	Ship Wt.	Part #
Steel Underbed Box	Black	6.7 Cu. Ft.	82 lbs.	536-5-01
Aluminum Underbed Box	Clear Coat	6.5 Cu. Ft.	47 lbs.	636
Aluminum All-Purpose Chest	Clear Coat	8.9 Cu. Ft.	64 lbs.	372-5-01


Additional models available.

ALUMINUM TRUCK RACK



Model 1200

STEEL TRUCK RACKS



Model 1280



Model 1275

Type	Fit Information	Load Cap.	Ship Wt.	Part #
Aluminum Truck Rack - Fits Full Size	Full Size Pickups	800 lbs.	68 lbs.	1200
Steel FAST RACK® System Ladder Rack*	Full Size Pickups	1000 lbs.	175 lbs.	1280
Steel Ladder Rack	Full Size Pickups Long Bed	1000 lbs.	171 lbs.	1275

*Purchase vehicle specific cross members separately.

Additional styles available.

WEEKENDER® LADDER RACKS

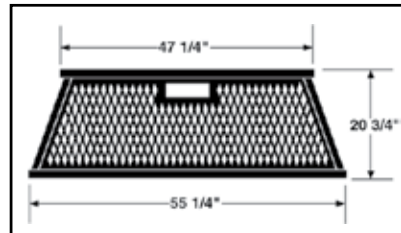


Model 1450



Model 1475

ACCESSORY CAB SCREEN



Model 1259

Easy On - Easy Off, adjustable, tubular steel construction. For the occasional need to carry a ladder or long material. Remove when not in use.

Type	Fit Information	Load Cap.	Ship Wt.	Part #
WEEKENDER Ladder Rack - Horizontal	'95 & newer pickups	250 lbs.	56 lbs.	1450
WEEKENDER Ladder Rack - Angular	'95 & newer pickups	250 lbs.	52 lbs.	1475
Accessory Cab Screen - Full Size	Fits 1275 Rack	Base Width 55-1/4"	35 lbs.	1259

Additional styles available.

SHELVING UNITS


Accessory items shown are not included with the shelf unit.

Model 8320-3-01



Model 9452-3-01



Model 8391-3-01

BULKHEAD UNIT

Model 85500-3-01


Type
Fit Information
Ship Wt.
Part #

Knockdown Jumbo Shelving Unit

Pre-punched shelving

56 lbs.

8320-3-01

E-Z Cube for Full Size Vans

Tapered End Panel

76 lbs.

9452-3-01

Knockdown Jumbo Shelving Unit

43-3/4"Hx51-1/4"Wx24"D

158 lbs.

8391-3-01

Swing-door Bulkhead Unit

For Sprinter Vans

130 lbs.

85500-3-01

Additional styles available.

LITERATURE HOLDERS

Model 8880-3

Model 8870-3



Model 8361-3

PACK RAT® DRAWER UNITS


Model 308-3

FILE BOX


Model 8861-3

Type
Fit Information
Ship Wt.
Part #

Literature Holder

15"Hx13"Wx6-1/2"D

10 lbs.

8880-3

Literature Holder

15"Hx1"Wx4-3/4"D

11 lbs.

8870-3

Literature Holder

36"Hx6"Wx12"D

16 lbs.

8361-3

PACK RAT® Drawer Unit

39-3/4"W with 4 compartments

322 lbs.

308-3

File Box

Fits between the seats of full size and minivans

33 lbs.

8861-3

Additional styles available.

EZ-GLIDE® SYSTEM Ladder Racks

Model 280-3-01

Model 282


ALUMINUM RACK

Model 209-3


QUICK-CLAMP RACK

Model 224-3


Type
Fit Information
Features
Ship Wt.
Part #

EZ-GLIDE System Ladder Rack

Sprinter vans

Passenger-side slide

80 lbs.

280-3-01

EZ-GLIDE System Ladder Rack

High Cube Vans

Rear slide down

75 lbs.

282

Aluminum Rack

Full Size Vans

White Powder Coat

31 lbs.

209-3

Quick-Clamp Rack

Minivans

Dual Clamp

46 lbs.

224-3

Additional styles available.