



got sag & sway? then you need...

SuperSprings®



- Vehicle maintains a smooth ride whether loaded or unloaded
- Never needs adjusting like "air systems"
- Anti-sway feature increases handling and stability
- Increases the life of brakes, tires and existing suspension
- **Quick and easy to install!**



Before SuperSprings®



After SuperSprings®

SELF-ADJUSTING SUSPENSION STABILIZERS

Call us for applications not listed

MAKE	YEAR	PART #	MT. KIT REQ'D	RATING **	SPECIAL INSTRUCTIONS
GENERAL MOTORS					
C/K 1500 1/2 ton	73-87	SSA5 or 8	YES	2000, 3000	Use SSA8 for HD use
C/K 1500 1/2 ton (C/K changed to 2x4,4x4 in 1999)	88-98	SSA6 or 9	YES	2000, 3000	Use SSA9 for HD use
1500 1/2 ton 2x4,4x4	99-10	SSA5 or 8	YES	2000, 3000	Use SSA8 for HD use
1500 HD	01-07	SSA10	YES	3000	
K 2500 3/4 ton	73-87	SSA8 or 12	YES	3000, 4000	Special ord.-Ext.u-bolts may be reqd.
C/K 2500 3/4 ton (with factory top overloads)	88-00	SSA16 or 13	NO*	3000, 5000	*If no factory overload - MTKT required
C/K 2500 3/4 ton (without factory top overloads)	88-00	SSA16 or 13	YES	3000, 5000	*Special ord.-Ext.u-bolts may be reqd.
2500 HD, 3500 HD* 2x4,4x4 (no factory top overloads)	01-10	SSA10 or 15	YES	4000, 5000	*Special ord.-Ext.u-bolts may be reqd.
C/K 3500 1 ton HD,WT,UT, Cab Chassis (with factory top overloads)	91-02	SSA22	NO	5000	
C3500 HD (no factory top overloads)	88-00	SSA16 or 13	YES	3000, 5000	*Special ord.-Ext.u-bolts may be reqd.
C3500 HD/WT/3500 dually (with factory top overloads)	02-10	SSA10 or 23	NO	4000, 5000	Use SSA23 for HD use
C3500 HD Cab/Chassis (dual gas tank models only)	01-10	SSA22	NO	5000	
C3500 HD Cab/Chassis	01-10	SSA23	NO	5000	Trim rear shackle legs for upper bolt use
C4500 / C5500	03-09	SSA22 or 17	NO	6000 +	C5500 use SSA17 only
TAHOE, YUKON 1/2 ton	92-99	SSA5 or 8	YES	2000, 3000	Use SSA8 for HD use
YUKON XL 3/4 ton	92-04	SSA8	YES	3000	
AVALANCHE 3/4 ton only	02-04	SSA8	YES	3000	
S-10 PICK-UP / SONOMA (use upper shackle roller position in front)	82-03	SSA2 or 7	NO	1800, 3000	SSA7 for HD use
COLORADO / CANYON	04-10	SSA3	NO	1800	
K5 BLAZER / JIMMY / BRAVADA	73-94	SSA5 or 8	YES	1800	Remove factory bumpstops
SUBURBAN 1500 (if rear a/c use SSA7*)	73-01	SSA8*	YES	2000, 3000	SSA8 for HD use.Always avoid A/C lines
SUBURBAN 2500	73-08	SSA8	YES	3000	MUST Avoid A/C lines
G-1500 SAVANA / EXPRESS VAN (& Conversion Van)	96-10	SSA14	YES	3000	Short shackle rear - AVOID a/c lines
G-2500 SAVANA/EXPRESS VAN	96-10	SSA8 or 12	YES	3000, 4000	SSA12 for HD use - AVOID a/c lines
G-3500 SAVANA/EXPRESS VAN	96-10	SSA12	YES	4000	Square shackle to rear
EXPRESS 139" 159" 177" WB CUTAWAY 3500	96-10	SSA16 or 13	NO	3000, 5000	SSA13 for HD.Check vertical clearance
EXPRESS 159" WB CUTAWAY 4500	09-10	SSA23 or 24	NO	4000, 5000	SSA24 for HD.Check vertical clearance
ASTRO / SAFARI VAN (steel multi-leaf) - special shackle reqd.	96-05	SSA2 or 7	YES	1800, 3000	Special order short shackles for rear
W-Series 3500/4500/5500 (for 08-09 models remove front spring-clip)	00-09	SSA22	NO	5000+	(08-09 Diesels require mod. to PSP1)
DODGE/STERLING/CHRYSLER					
RAM 1500 1/2 ton PICKUP	72-02	SSA5 or 8	YES	2000, 3000	Use SSA8 for HD use
RAM 1500, 1/2 ton PICKUP (2009 has coils in the rear)	03-08	SSA6 or 9	YES	2000, 3000	Use SSA9 for HD use
RAM 2500, 3/4 ton PICKUP (with/without top overloads)	94-02	SSA22	NO	4000	Trim PSP 1/4" on both ends to fit
RAM 2500, 3/4 ton PICKUP (with factory overloads)	03-07	SSA23	NO	5000	
RAM 2500, 3/4 TON PICKUP (no factory overloads)	03-10	SSA10 or 15	YES	4000, 5000	Use SSA15 for HD use
RAM 3500, 1 ton PICKUP (with factory overloads)	94-02	SSA22	NO	4000	
RAM 3500, 1 ton PICKUP (no factory overloads)	94-02	SSA22 or 25	NO	4000, 5000	SSA25 for EXTRA HD use only
RAM 3500 / 3500HD/dually 1 ton PICKUP (with factory overloads)	03-10	SSA23	NO	5000	
RAM 3500 SRW 1 ton PICKUP (no factory overloads)	03-07	SSA10 or 15	YES	4000, 5000	Use SSA15 for HD use
RAM/STERLING BULLET 4500 / 5500 HD	07-10	SSA23 or 24	NO	5000 +	Use SSA24 for EXTRA HD use only
STERLING 360 LCF	08-09	SSA22	NO	5000+	
DAKOTA PICKUP 2 WD	87-04	SSA2	NO	1800	
DAKOTA PICKUP 4 WD	87-04	SSA2	YES	1800	
DAKOTA 2x4,4x4	05-10	SSA2 or 7	YES	1800, 2000+	Use SSA7 for HD use
DURANGO	98-03	SSA3	NO	2000	Use upper shackle bolt hole in front
DODGE VAN B100 / B150	70-02	SSA7	YES	1800, 3000	
DODGE VAN B200 / B250	70-02	SSA7 or 11	YES	2000, 3000	Use SSA11 for HD use
DODGE VAN B300 / B350 / 15 SEATER VAN	70-02	SSA8 or 12	YES	3000, 4000	Use SSA12 for HD use
DODGE SPRINTER 2500 (factory steel leaf models)	03-09	SSA11	YES	3000	08-09 call factory for mt.kt. Risers
DODGE SPRINTER 3500 (factory 3 leaf non-parabolic leaf springs)	03-09	SSA12	YES	4000	Square shackle to front
DODGE SPRINTER 3500 SDD (2 blade parabolics)	08-09	(no application)			

** RATING IS TOTAL OF VEHICLE PAYLOAD PLUS SUPERSPRING CAPACITY - NEVER EXCEED VEHICLE GVWR

NOTE: Where Mounting Kit is required, order part number MT-KT separately

Toll Free Technical Support: 866-898-0720

www.supersprings.com

techsupport@supersprings.com

Made in the USA

www.supersprings.com • www.customtruckpartsinc.com

Grande Prairie 1-800-803-7785

Edmonton 1-888-422-9329

Calgary 1-877-237-7660

Port Kells, Surrey 1-800-663-5356

MAKE	YEAR	PART #	MT. KIT REQ'D	RATING **	SPECIAL INSTRUCTIONS
FORD					
F150 (dual gas tank models only)	86-99	SSA7	YES	3000	
F250, F350 (dual gas tank models only)	86-99	SSA7 or 12	NO	3000, 4000	Use SSA12 for HD use
F-150 1/2 ton/Heavy Duty Pick-up (Light Duty up to 8200 GVWR)	73-10	SSA5 or 8	YES	2000, 3000	Use SSA8 for HD use
F-250, F-350 (Super Duty over 7500 GVWR - no factory overload above)	80-07	SSA16 or 13	NO	3000, 5000	Use SSA13 for HD use
F-250, F350(Super Duty over 7500 GVWR - with factory overload above)	80-07	SSA16 or 22	NO	4000 +	Use SSA22 for extra HD use only
F-250, F350 Pick-up (with/without top overloads)	08-10	SSA10 or 15	NO	4000 +	Use SSA15 for extra HD use only
F-450 Pick-up (with factory overload above)	08-10	SSA22	NO	4000 +	
F-250 Chassis Cab (with factory top overload)	88-06	SSA22	NO	4000 +	
F-350 Cab/Chassis (S/D over 7500 GVWR - with factory overload)	99-10	SSA22	NO	4000+	
F-450, F550 Cab/Chassis (S/D over 7500 GVWR - with factory overload)	99-10	SSA22 or 17	NO	4000 +	Use SSA17 for F550 use
RANGER					
E-150, E-250 1/2, 3/4 TON VAN	75-07	SSA8 or 12	YES	3000+	Use SSA8 for E150 use
E-150 1/2 TON VAN	08-10	SSA8	NO	3000	
E-350 1 ton VAN	75-07	SSA8 or 12	NO	3000, 4000	Use SSA12 for HD use
E-250 / E-350 VAN	08-10	SSA8 or 12	NO	3000, 4000	Use SSA12 for E350 use
E-350 CUTAWAY BOX	92-10	SSA12 OR 22	NO	4000, 5000	Use SSA22 for EXTRA HD use only
E-450 CUTAWAY BOX	01-10	SSA22	NO	5000+	
E-350 Class C RV	01-10	SSA22 or 13	NO	5000+	SSA13 HD use/Fuel line conflict SSA22
E-450 Class C RV - (Motorhome models differ ensure clearances)	01-10	SSA22 or 25	NO	5000+	Use SSA25 for HD use
ISUZU, MAZDA, NISSAN, TOYOTA					
ISUZU NPR / NPR-HD (for 08-09 models remove front spring-clip)	00-09	SSA22	NO	5000 +	08-09 Diesel requires mod. to PSP1
NISSAN PICKUP					
NISSAN FRONTIER PICKUP 2x4 CREWCAB	98-04	SSA2 or 7	NO	1800, 3000	SSA7 for HD.
NISSAN FRONTIER PICKUP 4x4 CREWCAB	98-04	SSA2 or 7	YES	1800, 3000	SSA7 for HD.
NISSAN FRONTIER PICKUP 2x4,4x4, CREWCAB (trim bumpstop)	05-09	SSA1	YES	2000	Square shackle to rear-use upper hole
NISSAN XTERRA	00-07	SSA1	NO	2000	
NISSAN TITAN	04-09	SSA20	NO	3000	Includes special mounting kit
NISSAN UD LCF 1200,1300,1400,1800	00-09	SSA22	NO	5000 +	
TOYOTA TACOMA 2x4	95-00	SSA2 or 7	NO	1800, 3000	Front shackle use upper bolt-hole
TOYOTA TACOMA 2x4	01-10	SSA1 or 7	NO	1800, 3000	SSA7 for HD use
TOYOTA TACOMA 4x4/2x4 Prerunner (short shackle in rear)	95-04	SSA18	NO	3000	MTKT incl - Remove bumpstop
TOYOTA TACOMA 4x4/2x4 Prerunner (squareshackle-rear-upper hole)	05-10	SSA19	NO	3000	MTKT incl - Remove bumpstop
TOYOTA TUNDRA	98-06	SSA8	YES	3000	Trim bumpstop 1"
TOYOTA TUNDRA (All new body style)	07-10	SSA4	NO	3000	MTKT incl - Remove bumpstop
TOYOTA T100	93-98	SSA2 or 7	NO/YES*	1800, 3000	SSA7 for HD use *4x4 needs MTKT



** RATING IS TOTAL OF VEHICLE PAYLOAD PLUS SUPERSPRING CAPACITY - NEVER EXCEED VEHICLE GVWR

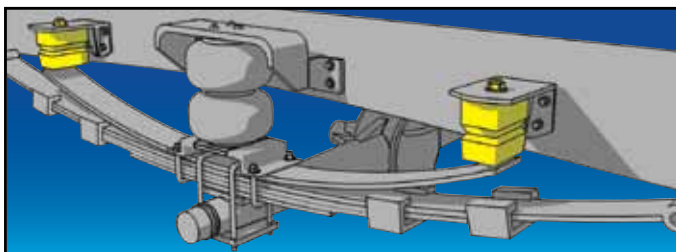
NOTE: Where Mounting Kit is required, order part number MT-KT separately

got airbags & sway? then you need...

SuperSway-Stops

CUTTING EDGE ANTI-SWAY SUSPENSION SOLUTION

incorporating micro cellular polyurethane foam



Designed to deliver Enhanced Stability for your FORD SUPER DUTY 3/4 OR 1 TON PICKUP with factory contact type auxiliary springs and fitted with air springs.

2009 PRICE & APPLICATION SHEET

Make	Year	Part #	Retail Price	Jobber Price
FORD				
Ford F-250 Super Duty ~ with factory overload spring above spring pack	00-09	SSS-1	\$189.00	\$132.00*
Ford F-350 Super Duty ~ with factory overload spring above spring pack	00-09	SSS-1	189.00	\$132.00*

*Price includes drop shipment from SuperSprings to end user via UPS ground (Continental USA only)
Box: 11" (L) x 8 1/2" (W) x 3" (H) / Weight: 4 lbs 2 Year Product Warranty

Truck Campers / Fifth Wheels / Trailer Towing
Commercial Trucks / Fleet Applications

Toll Free Technical Support: 866-898-0720

www.supersprings.com

techsupport@supersprings.com


Made in the USA

www.supersprings.com • www.customtruckpartsinc.com

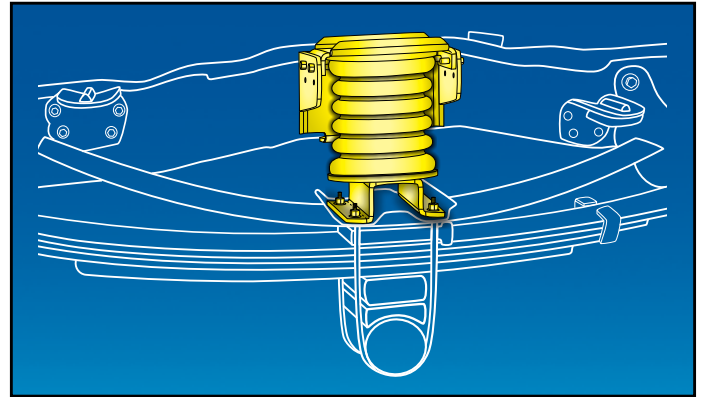
**got front end sag?
get...**

**got rear end sag & sway?
get...**

SumoSprings



**For trucks with snow plows,
winches and other
front-mounted accessories.**



**The airless bag to prevent your
sag and improve your ride!**

**For trucks with campers,
trailers, commercial bodies
and all other loads.**

2009 PRICE & APPLICATION SHEET (FRONT)

2009 PRICE & APPLICATION SHEET (REAR)

Make	Year	Part # 2x4	Part # 4x4	Retail Price	Jobber Price
FORD					
Pick Up Truck					
F250/F350 SUPER DUTY	99-04	SSF-101	SSF-103		
F250/F350 SUPER DUTY	05-10	SSF-101	SSF-102		
Cab & Chassis					
F350 SUPER DUTY	99-04	SSF-101	SSF-103		
F350 SUPER DUTY	05-10	SSF-101	SSF-102		
GENERAL MOTORS					
Pick Up Truck					
1500 HD including Classic	01-10	SSF-201	SSF-201		
2500 HD	01-10	SSF-201	SSF-201		
3500	01-10	SSF-201	SSF-201		
Cab & Chassis					
3500 Single rear wheel	06-10	SSF-201	SSF-201		
3500 HD	07-10	SSF-201	SSF-201		
DODGE					
Pick Up Truck					
RAM 2500	94-02		SSF-302		
RAM 2500	02-10	SSF-301	SSF-302		
RAM 3500	94-10	SSF-301	SSF-302		
Cab & Chassis					
RAM 3500	00-10	SSF-301	SSF-201		

Make	Year	Part #	Retail Price	Jobber Price
FORD				
Pick Up Truck				
F250 SUPER DUTY (2x4 & 4x4)	99-10	SSR-101		
F350 SUPER DUTY (2x4 & 4x4)	99-10	SSR-101		
GENERAL MOTORS				
Pick Up Truck				
2500 HD (2x4 & 4x4)	01-10	SSR-201		
3500 HD (2x4 & 4x4)	01-10	SSR-201		
DODGE				
Pick Up Truck				
RAM 2500 (2x4 & 4x4)	02-10	SSR-301		
RAM 3500 (2x4 & 4x4)	02-10	SSR-301		

Suspension Upgrades

Full Size Pickups / Work Trucks / Snow Plows
Armored Cars / RVs

*Utilizing microcellular foam material designed specifically
for the tough truck underbody environment.*