

DEWALT

GUARANTEED TOUGH.



INDUSTRIAL GRADE ALUMINUM TOOLBOXES

DEWALT INDUSTRIAL GRADE Aluminum Toolboxes are designed for professional contractors and tradesmen looking for the highest level of strength, security and durability in their toolbox.

INDUSTRIAL GRADE features an innovative base and lid structure, push-button locking system and inner box protection for the most rugged, heavy-duty conditions.

We are so convinced that our INDUSTRIAL GRADE offers the highest level of performance and quality, we guarantee all toolboxes for life!

INDUSTRIAL GRADE ALUMINUM TOOLBOXES




Patented Quad-Frame™ Foam Filled Lid Structure forms a solid insulated core for added strength, rigidity and solid, secure lid closure



ToughCoat™ Tub and Lid Liner helps reduce cargo damage, eliminate aluminum dust and increase box durability



45lb Heavy-Duty Gas Struts are engineered and positioned to automatically open the lid 90° and withstand shifting contents



Over-Sized Push-Button Locks for easier one-hand access and key lock protection



BoxGuard™ 4-Point Rotary Locking System with stainless steel housing for strength and security




One-Piece, Heavy-Duty 0.080" Aluminum Base helps prevent sagging, leakage and minimizes denting

- **Fully Enclosed Locking Mechanism** to prevent damage, bending or jamming to the locking system
- **MaxSeal™ Extra Thick Weather Stripping** protects box contents by sealing out moisture, dust and dirt
- **PowerHouse™ Electrical Grommet** provides weatherproof power access when the box is closed
- **3-Compartment Sliding Tray** for convenient small item storage and retrieval

INDUSTRIAL GRADE ALUMINUM SINGLE LID CROSSOVER BOXES

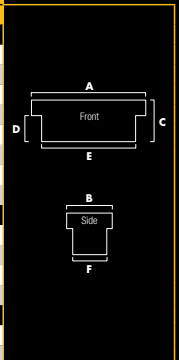
Most popular design with multiple sizes and shapes to fit nearly every truck bed size.



Finish: Aluminum Black

GUARANTEED TOUGH.

Part Number	Description	Dimensions (inches)						Cu. ft.
		A	B	C	D	E	F	
INDUSTRIAL GRADE ALUMINUM SINGLE LID CROSSOVER BOXES								
STANDARD – Sizes: 62", 70" – Box Profile: Standard and Low								
DIGS70	70" Single Lid Crossover	70	19.25	15	11	59	19.25	10.6
DIGS62	62" Single Lid Crossover	62	19.25	15	11	51	19.25	9.25
DIGS70B	70" Single Lid Crossover Black	70	19.25	15	11	59	19.25	10.6
DIGS62B	62" Single Lid Crossover Black	62	19.25	15	11	51	19.25	9.25
DIGS70LP	70" Single Lid Crossover Low Profile	70	19.25	13	11	59	19.25	9
DIGS62LP	62" Single Lid Crossover Low Profile	62	19.25	13	11	51	19.25	7.5
DIGS70LPB	70" Single Lid Crossover Low Profile Black	70	19.25	13	11	59	19.25	9
DIGS62LPB	62" Single Lid Crossover Low Profile Black	62	19.25	13	11	51	19.25	7.5
DEEP – Sizes: 70" – Box Profile: Standard and Low								
DIGSD70	70" Single Lid Deep Crossover	70	19.25	18	14	59	19.25	
DIGSD70B	70" Single Lid Deep Crossover Black	70	19.25	18	14	59	19.25	
DIGSD70LP	70" Single Lid Deep Crossover Low Profile	70	19.25	16	14	59	19.25	
DIGSD70LPB	70" Single Lid Deep Crossover Low Profile Black	70	19.25	16	14	59	19.25	
EXTRA WIDE – Sizes: 70" – Box Profile: Standard								
DIGS70EW	70" Single Lid Extra Wide Crossover	70	27	15	11	59	27	14.6
DIGS70EWB	70" Single Lid Extra Wide Crossover Black	70	27	15	11	59	27	14.6



ACCESSORIES

dewaltworktruck.com • ctpdistributorsinc.com

Grande Prairie 1-800-803-7785

Edmonton 1-888-422-9329

Calgary 1-877-237-7660

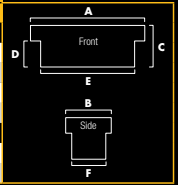
Port Kells, Surrey 1-800-663-5356

INDUSTRIAL GRADE ALUMINUM GULL WING CROSSOVER BOXES

Double lid design for access from either side of the truck.



Part Number	Description	Dimensions (inches)							Cu. ft.
		A	B	C	D	E	F	G	
INDUSTRIAL GRADE ALUMINUM GULL WING CROSSOVER BOXES									
STANDARD – Sizes: 62", 70"									
DIGG70	70" Gull Wing Crossover	70	19.25	15	11	59	19.25		10.6
DIGG70B	70" Gull Wing Crossover Black	70	19.25	15	11	59	19.25		10.6
DIGG62	62" Gull Wing Crossover	62	19.25	15	11	51	19.25		9.25
DIGG62B	62" Gull Wing Crossover Black	62	19.25	15	11	51	19.25		9.25
DEEP – Sizes: 70"									
DIGGD70	70" Gull Wing Deep Crossover	70	19.25	18	14	59	19.25		12.6
DIGGD70B	70" Gull Wing Deep Crossover Black	70	19.25	18	14	59	19.25		12.6



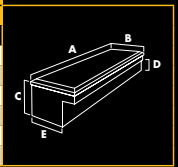
Finish: Aluminum Black

INDUSTRIAL GRADE ALUMINUM SIDE MOUNT BOXES

Mounts on the inside of truck bed side rails.



Part Number	Description	Dimensions (inches)							Cu. ft.
		A	B	C	D	E	F	G	
INDUSTRIAL GRADE ALUMINUM SPECIALTY BOXES									
SIDE MOUNT – Sizes: 48", 60", 72"									
DIGSM48	48" Side Mount	48	14.5	11	7	10			3.5
DIGSM48B	48" Side Mount Black	48	14.5	11	7	10			3.5
DIGSM60	60" Side Mount	60	14.5	11	7	10			4.4
DIGSM60B	60" Side Mount Black	60	14.5	11	7	10			4.4
DIGSM72	72" Side Mount	72	14.5	11	7	10			5.3
DIGSM72B	72" Side Mount Black	72	14.5	11	7	10			5.3



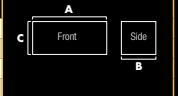
Finish: Aluminum Black

INDUSTRIAL GRADE ALUMINUM CHEST WEDGE BOXES

Sits inside the truck bed against the back of the cab.



Part Number	Description	Dimensions (inches)							Cu. ft.
		A	B	C	D	E	F	G	
INDUSTRIAL GRADE ALUMINUM SPECIALTY BOXES									
CHEST WEDGE – Sizes: 48", 60"									
DIGC48W	48" Chest Wedge	48	20	17.25	17.375	17.25			9.4
DIGC48WB	48" Chest Wedge Black	48	20	17.25	17.375	17.25			9.4
DIGC60W	60" Chest Wedge	60	20	17.25	17.375	17.25			11.8
DIGC60WB	60" Chest Wedge Black	60	20	17.25	17.375	17.25			11.8



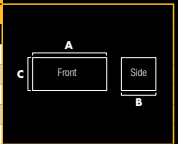
Finish: Aluminum Black

INDUSTRIAL GRADE ALUMINUM TOP SIDER BOXES

Mounts on top of truck bed side rails.



Part Number	Description	Dimensions (inches)							Cu. ft.
		A	B	C	D	E	F	G	
INDUSTRIAL GRADE ALUMINUM SPECIALTY BOXES									
TOP SIDER – Sizes: 48", 60", 72", 90", 96"									
DIGTS48	48" Top Sider	48	13.25	17					6.3
DIGTS60	60" Top Sider	60	13.25	17					7.8
DIGTS72	72" Top Sider	72	13.25	17					9.4
DIGTS90	90" Top Sider	90	13.25	17					11.7
DIGTS96	96" Top Sider	96	13.25	17					12.5



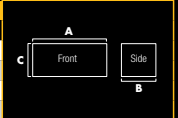
Finish: Aluminum

INDUSTRIAL GRADE ALUMINUM UNDERBODY BOXES

Mounts above or below flatbeds, dump trucks and trailer bodies.



Part Number	Description	Dimensions (inches)							Cu. ft.
		A	B	C	D	E	F	G	
INDUSTRIAL GRADE ALUMINUM SPECIALTY BOXES									
UNDERBODY – Sizes: 24", 36", 48", 60"									
DIGUB24	24" Underbody	24	18	18					4.5
DIGUB36	36" Underbody	36	18	18					6.8
DIGUB48	48" Underbody	48	18	18					9
DIGUB60	60" Underbody	60	18	18					11.3



Finish: Aluminum

GUARANTEED FOR LIFE.

INDUSTRIAL GRADE ALUMINUM L-TANKS AND COMBO L-SHAPE LIQUID TRANSFER TANK AND STORAGE CHEST



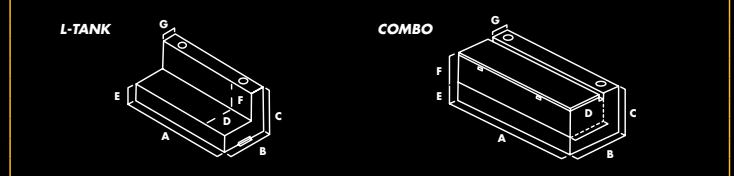
Designed to transport non-potable water and diesel fuel.



Combines liquid tank and storage chest into one space efficient design.

- **Heavy-Duty Aluminum Alloy** provides maximum protection and durability
- **Commercial Grade Vented Cap and Mounting Flanges** for proper ventilation of non-flammable liquids
- **Offset Hinge** designed to fit tight against the front of the tank and still allow the lid to open without rubbing
- **45lb Heavy-Duty Gas Struts** are engineered and positioned to automatically open the lid 90° and withstand shifting contents

Part Number	Description	Dimensions (inches)							Cu. ft.
		A	B	C	D	E	F	G	
INDUSTRIAL GRADE ALUMINUM TRANSFER TANKS									
DIGT-100-L-T/P	100 Gallon L Tank	59.5	31	24	22	9	15	9	100 Gal
DIG100-COMBO	100 Gallon Combo	59.5	31	24	22	9	15	9	100 Gal
DIGT-85-L-T/P	85 Gallon L Tank	48	34	26	24	8	18	10	85 Gal
DIG85-COMBO	85 Gallon Combo	48	34	26	24	8	18	10	85 Gal



WARNING
Transfer tanks must not be connected to a vehicle's fuel system as an auxiliary tank. Transfer tanks may not meet certain state's specifications. Tanks are not designed to transport flammables, such as gasoline. Leaking fuel is an extreme fire and explosion hazard. Inspect system at least annually.

Finish: Aluminum



CONTRACTOR ALUMINUM TOOLBOXES

DEWALT CONTRACTOR Aluminum Toolboxes provide value, quality and long-term storage solutions.

CONTRACTOR features our patented foam filled rigid lid, Quad-Framed anti-warp design and Durable Lock System for maximum use, maximum life.


To ensure CONTRACTOR premium performance and quality, we stand behind our products and **we guarantee all toolboxes for life!**



Patented Foam Filled Lid Structure forms a solid insulated core for added strength and rigidity



Weather Stripping helps seal out moisture, dust and dirt



Dual Lift Struts automatically open the lid 90°



Stainless Steel Paddle Handle Lock for strength, security and long-term corrosion resistance



Enclosed Connecting Rod to help prevent bending or jamming to the locking system

- **3-Compartment Sliding Tray** for convenient small item storage and retrieval
- **End Part Storage Compartment** for easy access to small tools and parts

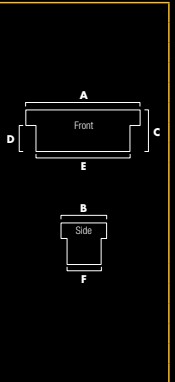
CONTRACTOR ALUMINUM SINGLE LID CROSSOVER BOXES

Most popular design with paddle handles which can be opened from either side of the truck.



Finish:  Aluminum  Black

Part Number	Description	Dimensions (inches)							Cu. ft.
		A	B	C	D	E	F	G	
CONTRACTOR ALUMINUM SINGLE LID CROSSOVER BOXES									
STANDARD – Sizes: 62", 70" – Box Profile: Standard and Low									
DCS70	70" Single Lid Crossover	70	19.25	13.5	9.25	58	17		8.6
DCS62	62" Single Lid Crossover	62	19.25	13.5	9.25	51	17		7.5
DCS70B	70" Single Lid Crossover Black	70	19.25	13.5	9.25	58	17		8.6
DCS62B	62" Single Lid Crossover Black	62	19.25	13.5	9.25	51	17		7.5
DCS70LP	70" Single Lid Crossover Low Profile	70	19.25	13.5	11.75	58	17		8.5
DCS62LP	62" Single Lid Crossover Low Profile	62	19.25	13.5	11.75	51	17		7.4
DCS70LPB	70" Single Lid Crossover Low Profile Black	70	19.25	13.5	11.75	58	17		8.5
DCS62LPB	62" Single Lid Crossover Low Profile Black	62	19.25	13.5	11.75	51	17		7.4
DEEP – Sizes: 62", 70" – Box Profile: Standard and Low									
DCSD70	70" Single Lid Deep Crossover	70	19.25	19.5	15.25	46	17		13.5
DCSD62	62" Single Lid Deep Crossover	62	19.25	19.5	15.25	40	17		11.7
DCSD70B	70" Single Lid Deep Crossover Black	70	19.25	19.5	15.25	46	17		13.5
DCSD62B	62" Single Lid Deep Crossover Black	62	19.25	19.5	15.25	40	17		11.7
DCSD70LP	70" Single Lid Deep Crossover Low Profile	70	19.25	17.5	15.75	46	17		11.9
DCSD62LP	62" Single Lid Deep Crossover Low Profile	62	19.25	17.5	15.75	40	17		10.3
DCSD70LPB	70" Single Lid Deep Crossover Low Profile Black	70	19.25	17.5	15.75	46	17		11.9
DCSD62LPB	62" Single Lid Deep Crossover Low Profile Black	62	19.25	17.5	15.75	40	17		10.3

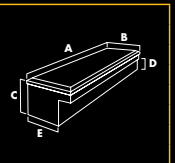


CONTRACTOR ALUMINUM SIDE MOUNT BOXES

Mounts on the inside of truck bed side rails.



Part Number	Description	Dimensions (inches)							Cu. ft.
		A	B	C	D	E	F	G	
CONTRACTOR ALUMINUM SPECIALTY BOXES									
SIDE MOUNT – Sizes: 48", 60", 72"									
DCSM48	48" Side Mount	48	11.25	11	6.75	7			2.6
DCSM48B	48" Side Mount Black	48	11.25	11	6.75	7			2.6
DCSM60	60" Side Mount	60	11.25	11	6.75	7			3.3
DCSM60B	60" Side Mount Black	60	11.25	11	6.75	7			3.3
DCSM72	72" Side Mount	72	11.25	11	6.75	7			3.9
DCSM72B	72" Side Mount Black	72	11.25	11	6.75	7			3.9



Finish:  Aluminum  Black

INDUSTRIAL GRADE STEEL 2- & 3-BAR VAN RACK

2-BAR #DIGSVR740 – 3-BAR #DIGSVR750

DEWALT Industrial Grade Steel 3-Bar Van Rack is built to handle extreme loads—up to 1000 pounds*—and resist corrosion. Strength is achieved through its 13-Gauge Welded Steel, 1.5" Square Bars and multi-layer rust protection.

- **Heavy-Duty 13-Gauge Welded Steel** for up to 1,000 pounds* (3-bar system) or 750 pounds* (2-bar system) of carrying capacity
- **1.5" Square Steel** adds more load bearing steel than round racks for increased load capacity
- **Rust-Resistant e-Coating** covers steel surfaces for longer product life and rust-free appearance
- **Hardened High-Gloss Powder Coat Finish** provides a second layer of protection to all outer rack surfaces
- **Adjustable Ladder Bracket** (one per load bar) secures ladder in place for safe, convenient storage and travel
- **Rain Gutter Fit** ensures precise fit on most vans
- **Quick and Easy Installation** requiring no cutting and limited assembly
- **Available in** 2-bar 750 pound* capacity system (#DIGSVR740) and 3-bar 1000 pound* capacity system (#DIGSVR750)
- **UPS Acceptable**



CONTRACTOR STEEL LADDER RACK

#DCSLR760

Adjustable, multi-position ladder and lumber carrying system installs easily to most pickups.

- **14-Gauge Welded Steel** construction for up to 250 pounds* of carrying capacity
- **1.5" Square Steel** adds more load bearing steel than round racks for increased load capacity
- **Rust-Resistant e-Coating** covers steel surfaces for longer product life and rust-free appearance
- **Hardened High-Gloss Powder Coat Finish** provides a second layer of protection to all outer rack surfaces
- **Load Arms Adjustable** from 22" to 37" to accommodate various loads
- **Side Rail Mount** ensures precise fit to most pickups
- **Quick and Easy Installation** limited assembly—mounts with basic tools and a drill
- **UPS Acceptable**



*Load capacity SHOULD NOT exceed the vehicle manufacturer cargo and/or entire vehicle capacity rating. Consult vehicle manufacturer for capacity ratings.

GUARANTEED FOR LIFE.

DEWALT

INDUSTRIAL GRADE STEEL TRUCK RACK



INDUSTRIAL GRADE STEEL TRUCK RACK #DIGFFR360

Strong, secure, and durable. The INDUSTRIAL GRADE 2" square tube Steel Truck Rack is the right tool for the job.

Carries up to 2,000 pounds* safely and securely through its innovative Heavy-Duty SteelTruss™ load supports, Dual-Center Load Bars and 13-Gauge 2" Square Steel.


If you demand more from your equipment, you should demand a **DEWALT INDUSTRIAL GRADE Steel Truck Rack.**



13-Gauge 2" Square Steel adds over 20% more load bearing steel than 2" round racks for increased load capacity



Heavy-Duty SteelTruss™ Load Supports connect rail, cross and leg bars for up to 2,000 pounds of carrying capacity



Dual-Center Load Bars provide the strength and stability to carry up to 40% more load than traditional single bars



Full-Length Bed Rail better utilizes bed wall capacity and disperses loads evenly for added strength and safety



AllSurface™ Rust-Resistant Coating covers ALL steel surfaces, inside and out, for longer product life and rust-free appearance

- **Hardened High-Gloss Powder Coat Finish** provides a second layer of protection to all outer rack surfaces
- **Swing or Removable Rear Bar** allows tall items to be loaded easily and conveniently into the pickup bed
- **Universal Truck Fit** ensures precise fit on all full-size and compact trucks through our innovative adjustable rack mounts
- **Quick and Easy Installation** ... requires no cutting and limited assembly
- **UPS Acceptable**

* Load capacity SHOULD NOT exceed the vehicle manufacturer cargo and/or entire vehicle capacity rating. Consult vehicle manufacturer for capacity ratings.

INDUSTRIAL GRADE STEEL TRUCK RACK ACCESSORIES

5th BAR FOR INDUSTRIAL GRADE STEEL TRUCK RACK

#DIGFB361



- Built with SlideAdjust™ positioning to offer the flexibility to accommodate shorter load lengths. This middle support bar can be positioned anywhere along the cantilever bars increasing the functionality and versatility of the Heavy-Duty 13-Gauge 2" Square Steel Rack.

INDUSTRIAL GRADE DOUBLESTACK™ LADDER STOP

#DIGLS362



- Multi-position fully adjustable ladder stop in high position supports two stacked extension ladders
- Can be used as a tie down or hang loop for cords/hose when in the bottom position
- Angled ends ease placement of ladder over the stop
- Rotates 90° to locate out of the way when not in use

INDUSTRIAL GRADE COMBO LOAD STOP/TIE DOWN


#DIGLDS363



- Oversized lashing loop for wide strapping and ease of tie down
- Smooth composite center to reduce strap cuts and abrasion
- Multi-positional design can be placed on any 2" square steel surface horizontal or vertical for limitless load tie down options

INDUSTRIAL GRADE FULL CREW CAB EXTENSION BARS

#DIGCCE364



- Made for full size crew cabs with 8' beds, extension bars replace the front bars of the Steel Truck Rack (#DIGFFR360) adding an additional 28" of over-the-cab length for a total rack length of 13' 11 1/2"
 - Up to 1,500 pound* carrying capability
- * Load capacity SHOULD NOT exceed the vehicle manufacturer cargo and/or entire vehicle capacity rating. Consult vehicle manufacturer for capacity ratings.

INDUSTRIAL GRADE STEEL TRUCK RACK SCREEN MOUNTING KIT

#DIGSMK365



- Use this kit to mount either the Hi-Visibility Screen Insert (DIGHVS381), Mesh Screen Insert (#DIGMS382) or the Louvered Screen Insert (#DIGLS383) to the Steel Truck Rack (#DIGFFR360) to add protection to the cab of your vehicle



GUARANTEED TOUGH.®

GUARANTEED FOR LIFE.

dewaltworktruck.com • ctpdistributorsinc.com

Grande Prairie 1-800-803-7785

Edmonton 1-888-422-9329

Calgary 1-877-237-7660

Port Kells, Surrey 1-800-663-5356

ACCESSORIES